

The 2 Johns



'Keeping Children Safe'

# Parent & Carer

## ONLINE SAFETY

### NEWSLETTER

Welcome to the April edition of our Parent and Carer Online Safety newsletter.


This month, we will be focusing on fake news, misinformation and disinformation and how to spot it. In today's world, children see lots of information online, and not all of it is true. That's why it's important to help your child learn how to tell the difference between what's real and what isn't.

By talking about this topic at home, you can help your child become a more careful and confident thinker. Encourage them to ask questions like: Who made this? Can I trust it? Is there any proof? These simple steps can make a big difference.

In this newsletter, we've included helpful tips, fun activities, and valuable resources to support your child's learning. There's also a quiz and a "spot the fake" challenge to make learning interactive and enjoyable.

Together, we can help children become smart, responsible readers who know how to check the facts before they believe or share something.





## Differences Among Fake News, Misinformation, and Disinformation

### **Fake News**

This is a general term for news or stories that are not true or are made up. It can include both misinformation and disinformation.

### **Misinformation**

This is false information shared by mistake.

- The person sharing it believes it is true
- They are not trying to trick anyone

Example:

Someone shares a post saying school is closed tomorrow, but they misunderstood the message.

### **Disinformation**

This is false information shared on purpose.

- The person knows it is not true
- They are trying to trick, confuse, or mislead people

Example:

Someone creates a fake story to scare people or get lots of attention online.

### **Easy Way to Remember**

- Misinformation = Mistake
- Disinformation = Done on purpose
- Fake news = Any false news (covers both)

# Fake News, hoaxes & misinformation

Digital platforms have simplified the process of sharing information online, making it increasingly challenging to discern between what is real and what is false. The content a young person encounters online can significantly influence their worldview and overall well-being. Therefore, it is vital to engage in conversations with them about the dissemination of misinformation and the methods for identifying it. Educating yourself about the dangers of fake news and understanding how to recognise hoaxes and misleading information is essential, as highlighted by the NSPCC.

[CLICK HERE](#)



## How to talk to your child about fake news

As a parent, you are likely accustomed to the challenges of staying vigilant with your children. However, the rapidly evolving landscape of social media presents new difficulties in keeping pace.

The proliferation of fake news and disinformation poses a significant challenge. How can parents empower their children to discern fact from fiction? Presenter Vernon Kay, a father of two teenagers, has been exploring this critical issue.

[CLICK HERE](#)



## Fake news and misinformation hub



It is essential to assist children in developing critical thinking skills regarding the information they encounter online, ensuring their experience remains positive and safe. We recommend selecting a guide from the Internet Matters hub to help children navigate and avoid the spread of misinformation. Additionally, you can utilise the "Find the Fake Quiz" to assess their understanding of misinformation and fake news, equipping them with the skills necessary to identify such content effectively.

[CLICK HERE](#)

### Quiz: Real or fake news? Can you tell the difference?

Are you capable of discerning between real and fake news articles? Engage in this quiz with your child to determine what is genuine and what is not!

[CLICK HERE](#)





# CEOP REPORT BUTTON



# REPORT REMOVE




# REPORTING AND HELPLINES

# NSPCC CHILDLINE

**childline**

ONLINE, ON THE PHONE, ANYTIME  
childline.org.uk | 0800 1111



# REPORT HARMFUL CONTENT

